

# Panel Meters and Controllers

## AC Ammeter or Voltmeter

### Type DI3-DIN AV1/AV5

CARLO GAVAZZI



- 3-dgt  $\mu$ P-based for AC currents or voltages
- Selectable CT/VT primary range
- DIN-rail mounting
- Degree of protection (front): IP 40

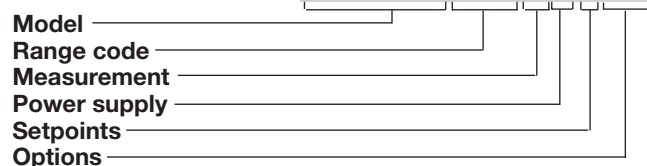
## Product Description

3-dgt  $\mu$ P-based meter with double input for AC currents or voltages. With 20 selectable CV/VT primary ranges.

The housing is for DIN-rail mounting and ensures a degree of protection (front) of IP 40.

## Ordering Key

**DI3-DIN AV5AD0XX**



## Type Selection

Range code		Power supply
<b>AV1:</b>	1 A/100 V Standard current/voltage	<b>A:</b> 24 VAC, -15% +10%, 50/60 Hz <sup>1)</sup>
<b>AV5:</b>	5 A/500 V Standard current/voltage	<b>B:</b> 48 VAC, -15% +10%, 50/60 Hz <sup>1)</sup>
		<b>C:</b> 115 VAC, -15% +10%, 50/60 Hz <sup>1)</sup>
		<b>D:</b> 230 VAC, -15% +10%, 50/60 Hz (standard)

See Range Table

<sup>1)</sup> Power supply on request

## Supply Specifications

<b>AC supply</b>	230 VAC, -15% +10%, 50/60 Hz (standard) 24 VAC, 48 VAC, 115 VAC, -15% +10%, 50/60 Hz (on request)
<b>Power consumption</b>	3.2 VA

## Input Specifications

<b>Rated input</b>	5 A/500 VAC, 45 to 400 Hz (1 A/100 VAC on request)
<b>Overload protection</b>	
Cont. Current:	1.2 x rated input
Voltage:	1.2 x rated input
For 1 s Current:	5 x rated input
Voltage:	2 x rated input
<b>Accuracy</b> (@ 25°C $\pm$ 5°C, R.H. $\leq$ 60%)	$\pm$ 0.5% f.s., $\pm$ 1 dgt
<b>Temperature drift</b>	$\pm$ 350 ppm/°C
<b>Display</b>	7-segment LED, h 14.2 mm, 3 digits
<b>Sampling rate</b>	1 time/s
<b>Indication</b>	
Max.	999
Min.	000
500 VAC range	Scale suppression up to 5% f.s.
Other ranges	Scale suppression up to 3% f.s.
Over range	EEE
<b>Input range selection</b>	DIP-switch selectable
<b>Decimal point position</b>	DIP-switch selectable

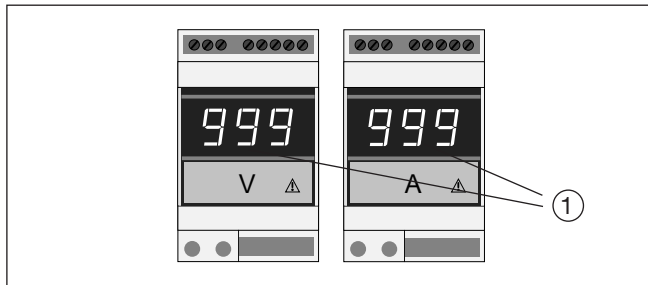
## General Specifications

<b>Operating temperature</b>	0° to 50°C (32° to 122°F) (R.H. < 90% non-condensing)
<b>Storage temperature</b>	-10° to 60°C (14° to 140°F) (R.H. < 90% non-condensing)
<b>Insulation reference voltage</b>	300 V <sub>rms</sub> to ground
<b>Dielectric strength</b>	4000 V <sub>rms</sub> for 1 minute
<b>Noise rejection</b> CMRR	100 dB, 40 to 60 Hz.
<b>EMC</b>	IEC 60801-2, IEC 60801-3, IEC 60801-4 (level 2), EN 50 081-1, EN 50 082-1
<b>Safety standards</b>	EN 61 010-1, IEC 61010-1, VDE 0411
<b>Connector</b>	Screw-type
<b>Housing</b> Dimensions	89 x 53.5 x 58.5 mm (3-DIN modules)
Material	ABS, self-extinguish.: UL 94 V-0
<b>Degree of protection</b>	Front: IP 40
<b>Weight</b>	Approx 200 g
<b>Approvals</b>	CE, CSA

## Range Table

Range	Connection	Decimal point position	Resolution	Voltage drop ammeters	Input imp. voltmeters	Range code
1A/100 V	Direct 1A	Direct 100 V	999/99.9	1 mA/0.1 V	1 MΩ	AV1
5A/500 V	Direct 5A	Direct 500 V	9.99/999	10 mA/1 V	1 MΩ	AV5
10 A	CT10/1 A	CT10/5 A	9.99	10 mA	1 V/250 mV	AV1/AV5
15 A	CT15/1 A	CT15/5 A	99.9	100 mA	1 V/250 mV	AV1/AV5
25 A	CT25/1 A	CT25/5 A	99.9	100 mA	1 V/250 mV	AV1/AV5
40 A	CT40/1 A	CT40/5 A	99.9	100 mA	1 V/250 mV	AV1/AV5
50 A	CT50/1 A	CT50/5 A	99.9	100 mA	1 V/250 mV	AV1/AV5
60 A	CT60/1 A	CT60/5 A	99.9	100 mA	1 V/250 mV	AV1/AV5
100 A	CT100/1 A	CT100/5 A	99.9	100 mA	1 V/250 mV	AV1/AV5
150 A	CT150/1 A	CT150/5 A	999	1 A	1 V/250 mV	AV1/AV5
220 V		VT220/100 V	999	1 V	1 MΩ	AV1
250 A	CT250/1 A	CT250/5 A	999	1 A	1 V/250 mV	AV1/AV5
380 V		VT380/100 V	999	1 V	1 MΩ	AV1
400 A	CT400/1 A	CT400/5 A	999	1 A	1 V/250 mV	AV1/AV5
500 A/V	CT500/1 A		999	1 A/V	1 V	AV1
500 A	CT500/5 A		999	1 A	250 mV	AV5
600 A/V	CT600/1 A		999	1 A/V	1 V	AV1
600 A	CT600/5 A		999	1 A	250 mV	AV5
1000 A/V	CT1000/1 A		999	1 A/V	1 V	AV1
1000 A	CT1000/5 A		999	1 A	250 mV	AV5

## Front Panel Description



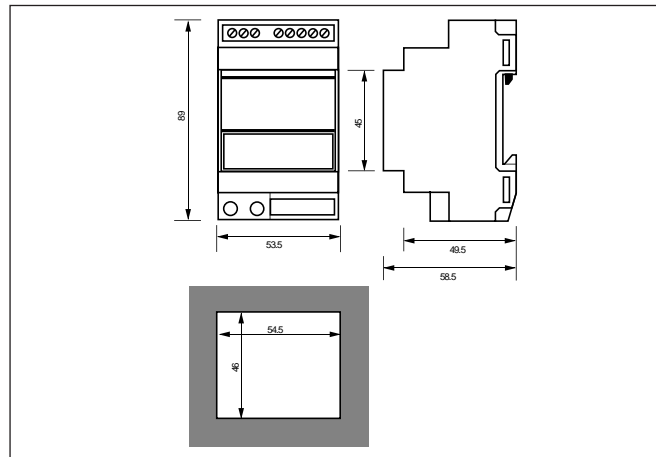
### 1. Display

3-dgt (maximum read-out 999).

Alphanumeric indication by means of 7-segment display for:

- Displaying of the measured value, over-range.

## Dimensions (mm)



## Wiring Diagrams

